




Resolutions of Appreciation

John Martinson Honors College	\$25M
Dean & Barbara White Family Foundation School of Management	\$20.83M
Donald McCrosky College of Veterinary Medicine	\$3M
David and Susan Roberts Purdue University Northwest	\$3M
Mary J. Elmore University Initiatives	\$1.5M
Anonymous Purdue Polytechnic High School and College of Liberal Arts	\$1M
Terrance Coyne and Marianne Noyd Davidson School of Chemical Engineering and Purdue Military Research Institute	Undisclosed
Sandra Dauch Intercollegiate Athletics	Undisclosed
Keith and Metta Krach Purdue Research Foundation	Undisclosed

Board of Trustees Meeting Topics



FEB: Strategic Initiative Update



APRIL: Affordability



JUNE: Fundraising



AUG: End of Year Report



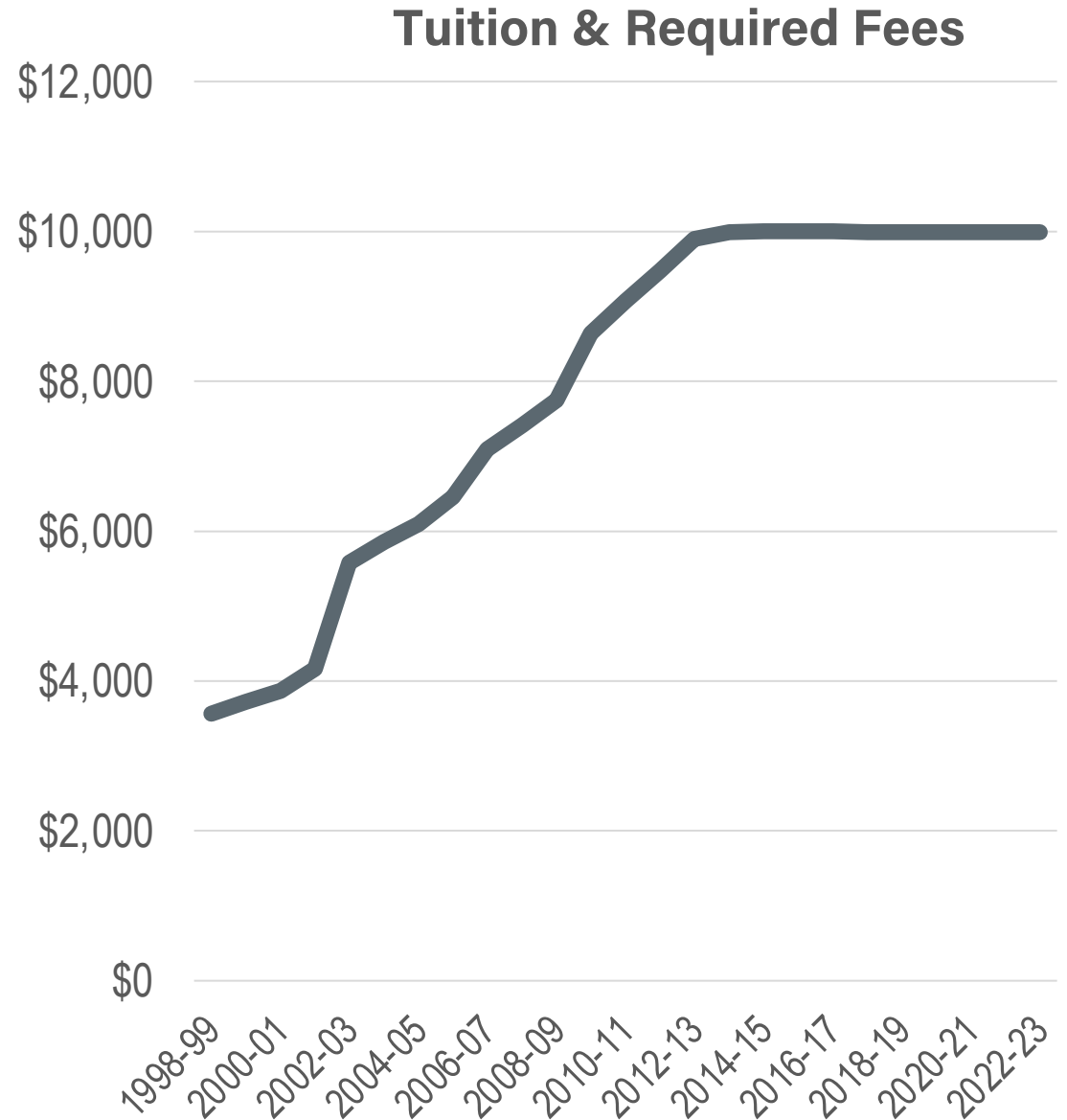
OCT:
Enrollment & Graduation



DEC: Institutional Reputation

Ten Years with no Tuition Increases at West Lafayette

- At least **60,000 graduates & 8** graduating classes will never experience a tuition increase.
- Today's freshmen were in 3rd grade when Purdue last announced a tuition hike.
- Indiana residents continue to pay less than **\$10,000** per year in tuition.



Room and Board Ranking, 2012 vs. 2022

2011-12 Rates	Rate	Ranking
NORTHWESTERN	\$12,345	1
PURDUE	\$9,510	2
MICHIGAN	\$9,468	3
ILLINOIS	\$9,452	4
PENN STATE	\$8,740	5
OHIO STATE	\$8,670	6
NEBRASKA	\$8,647	7
INDIANA	\$8,419	8
MICHIGAN STATE	\$8,154	9
IOWA	\$7,942	10
MINNESOTA	\$7,728	11
WISCONSIN	\$8,024	12

2021-22 Rates	Rate	Ranking
NORTHWESTERN	\$18,264	1
RUTGERS	\$13,402	2
OHIO STATE	\$13,352	3
MARYLAND	\$13,048	4
MICHIGAN	\$12,591	5
PENN STATE	\$12,156	6
NEBRASKA	\$12,138	7
INDIANA	\$11,598	8
ILLINOIS	\$11,392	9
MINNESOTA	\$11,354	10
WISCONSIN	\$11,167	11
IOWA	\$10,956	12
MICHIGAN STATE	\$10,676	13
PURDUE	\$9,414	14

Room and Board: % Change from 2012-13 to 2021-22

Change from 2013-2022

Average Change in the Big Ten

35%

Largest Changes in the Big Ten

Ohio St. 43%

Purdue

-3%

Mean excludes Purdue.



Tuition & Fees: % Change from 2012-13 to 2021-22

	Resident	Non-Resident
Big Ten Mean	22%	33%
Big Ten High	39% Northwestern	81% Minnesota
Purdue	0%	0%

Based on preliminary IPEDS data. Mean excludes Purdue.



Student Savings at West Lafayette: *Indiana Resident Rates*

If Purdue WL had raised prices at the average Big Ten rate from 2012-13 to 2021-22:

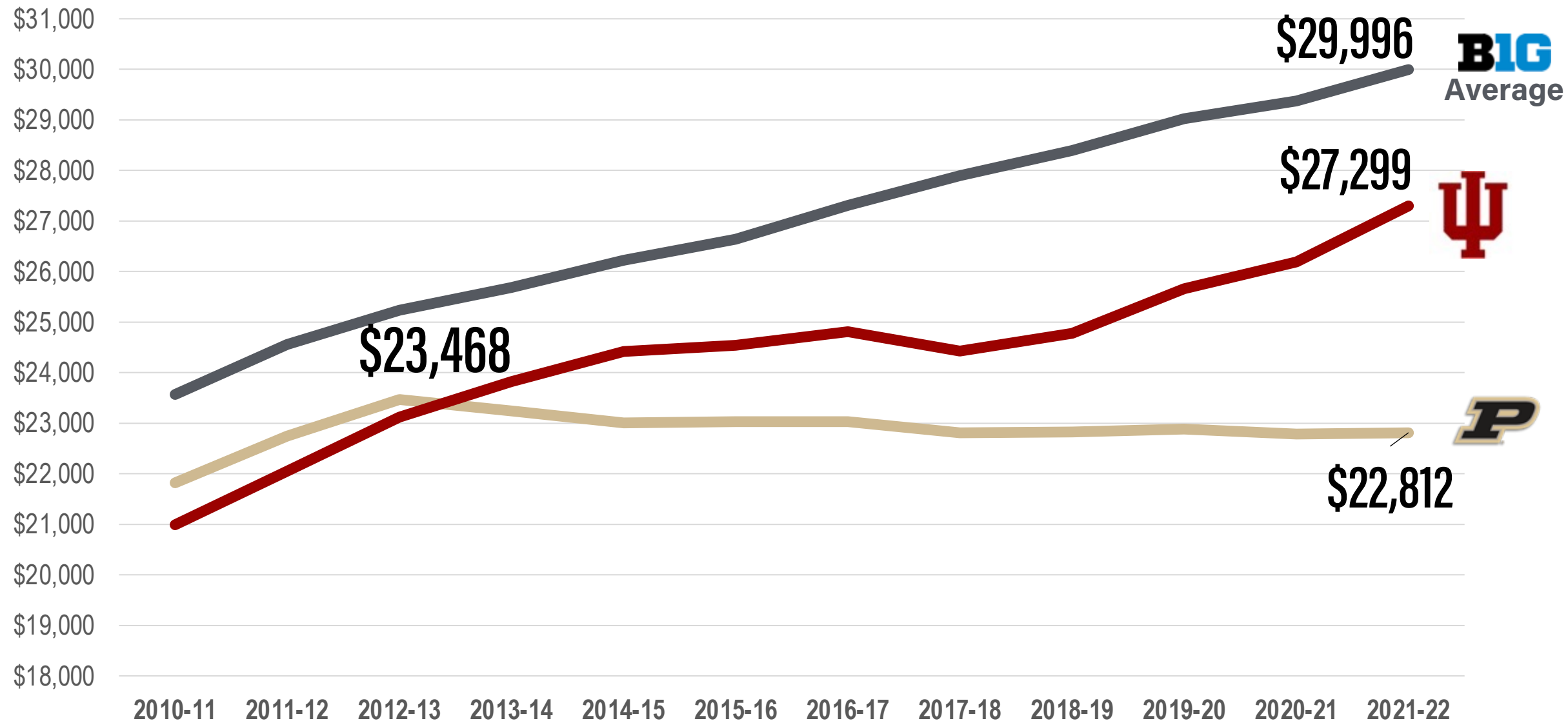
	Current Rate	Purdue Rate if Raised at Big Ten Average Growth Rate	Difference	4-years savings
Tuition & Fees	\$9,992	\$12,160	\$2,168	\$8,672
Room & Board	\$9,414	\$13,124	\$3,710	\$14,840
Total	\$19,406	\$25,284	\$5,878	\$23,512

Average excludes Purdue.

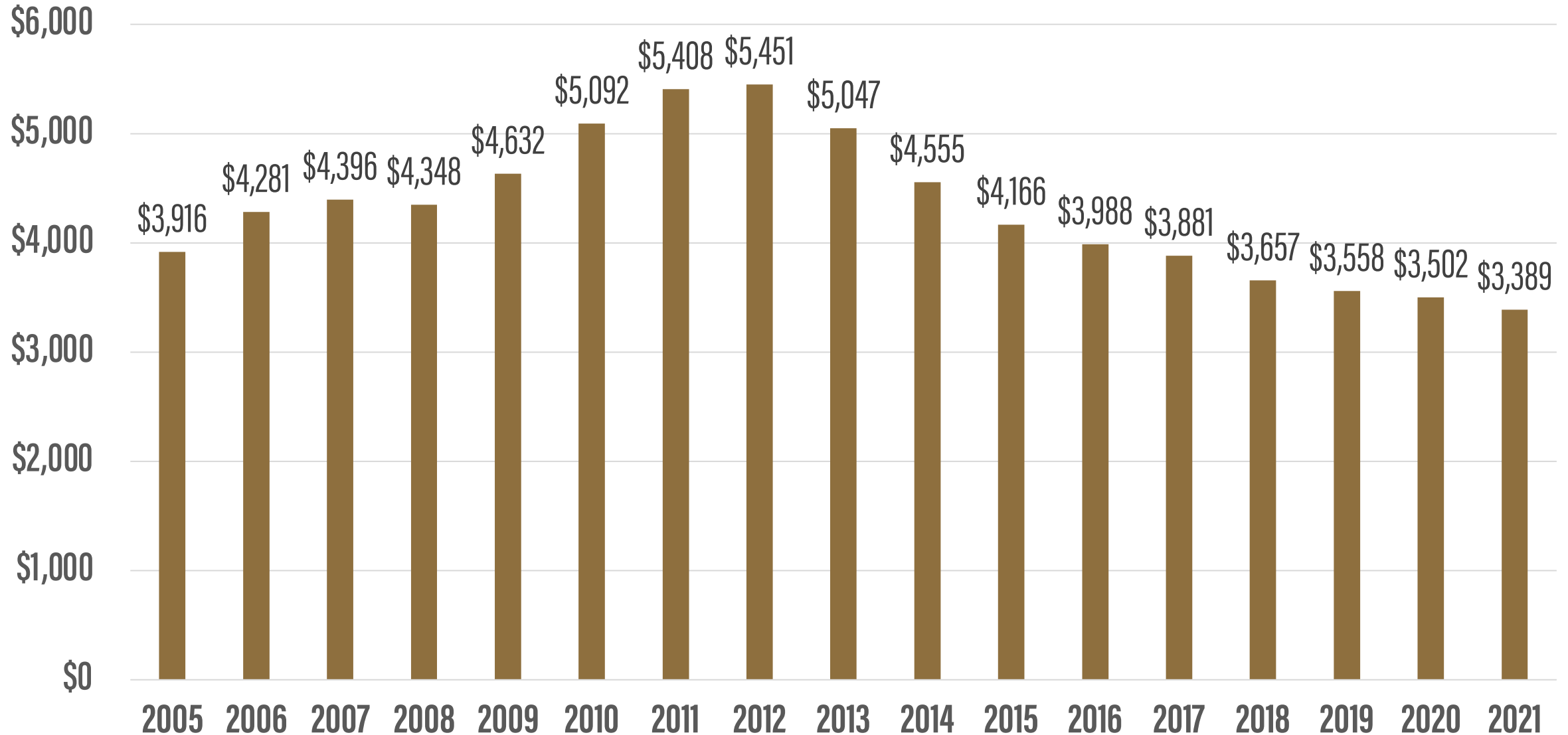
Students & their families will have saved more than a **billion dollars** on educational & living expenses by 2023, versus what they would have paid if Purdue had raised prices along with the Big Ten.



Declining Annual Cost of Attendance at West Lafayette

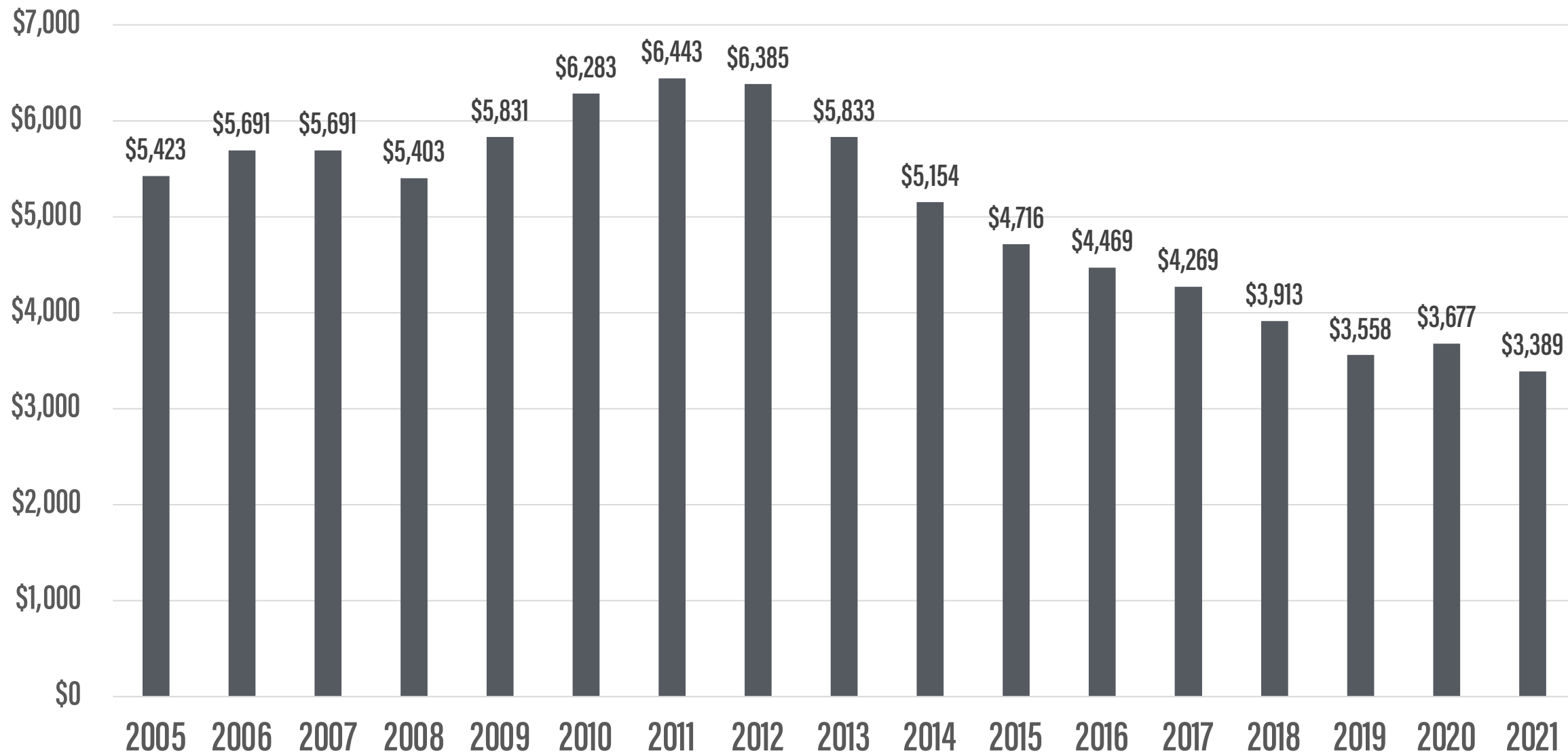


Debt Per Undergraduate Student: NOMINAL



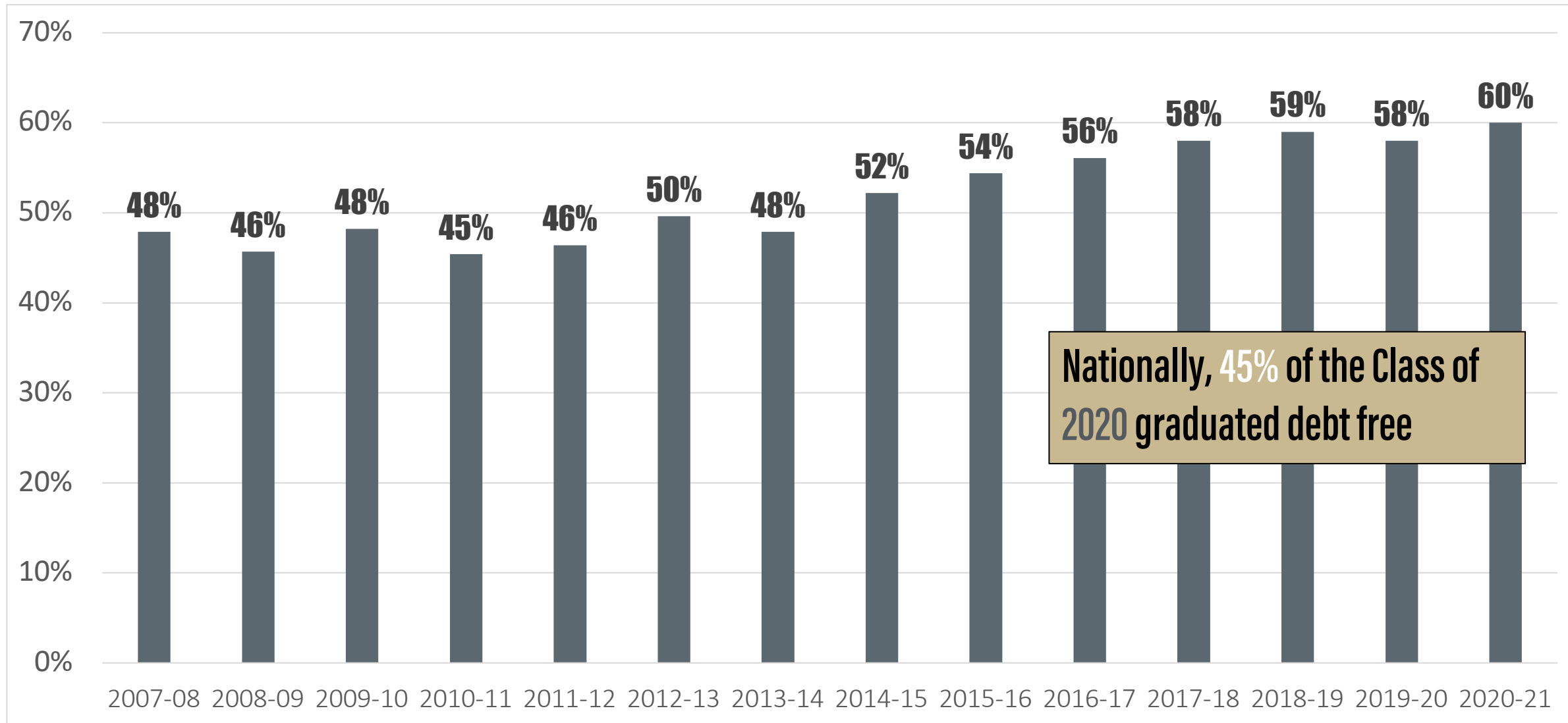
Debt Per Undergraduate Student: INFLATION ADJUSTED

Adjusted to May 2021 Values

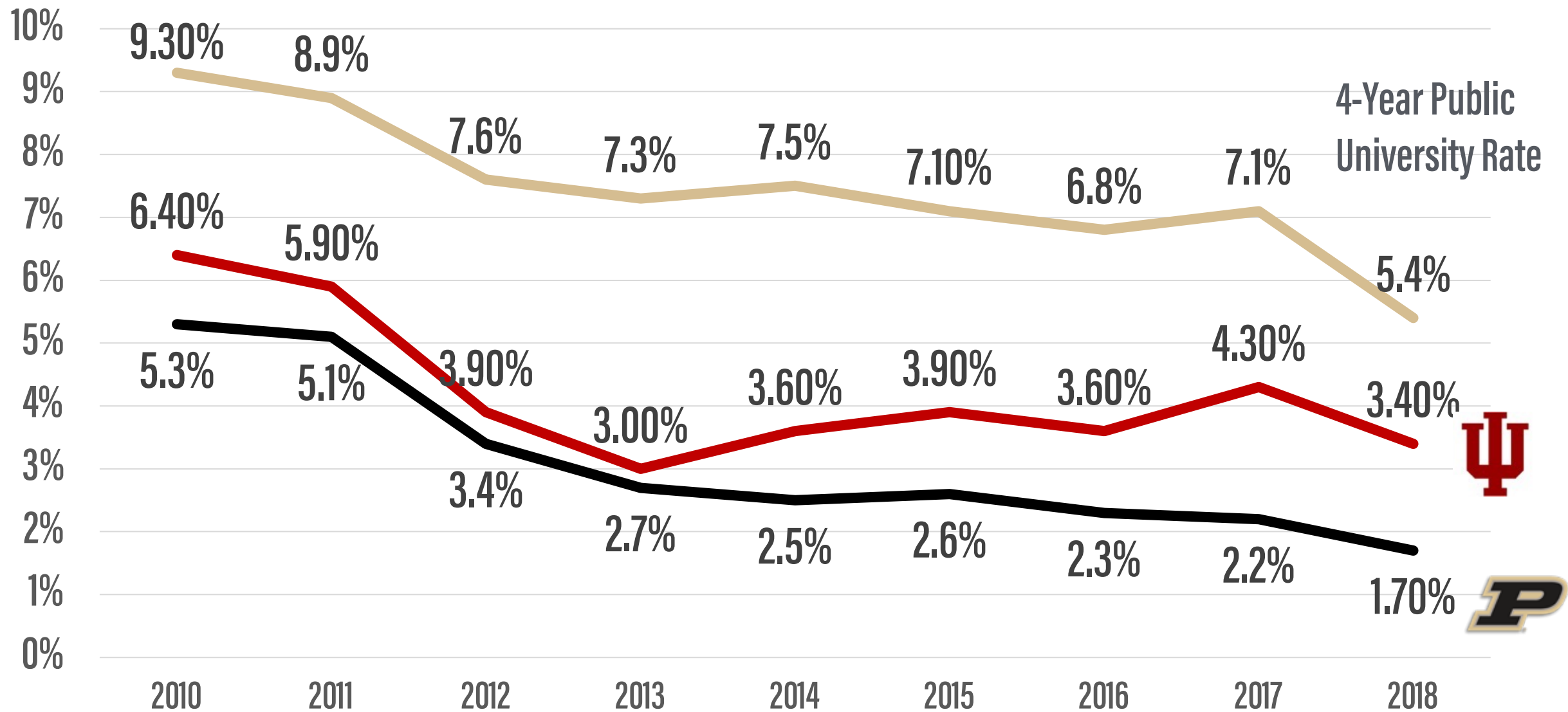


% Graduating Debt Free

Purdue WL Undergraduates vs. 4-Year Universities



Default Rate: 3-Years After Expected Graduation Year



55% of Purdue defaulters did not graduate